



LLAMA ASSOCIATION OF AUSTRALASIA INC.

REGISTRATION COLOUR CHART

To aid in standardized colour identification, the LAA has adopted the colour definitions on the chart below for use when registering your animal.


1. Open fleece and place card as close as possible to the skin – this will indicate the natural colour of the animal without the influence of sun bleaching or dirt.
2. Select the colour on the card that is the closest match to the animals natural colour – this is the colour that is to be used on the registration application
3. A maximum of 3 colours may be selected. List the most predominant colour first, and the next two major colours (if any) are listed in descending order.



WHITE




LIGHT FAWN



MEDIUM FAWN




DARK FAWN



ROSE GREY / ROAN



LIGHT BROWN



MEDIUM BROWN




DARK BROWN




BLACK



DARK GREY



MEDIUM GREY




LIGHT GREY



LLAMA ASSOCIATION OF AUSTRALASIA INC
CLASSIFICATION GUIDE FOR LAMA REGISTRATION:

FLEECE TYPE



SHORT WOOL



MEDIUM WOOL



MEDIUM WOOL
WITH MANE



LONG WOOL
DOUBLE FLEECED



LONG WOOL
SINGLE FLEECED



LONG WOOL
SURI


COLOUR PATTERNS (individual animals will show variations in standard pattern distribution)




SOLID



TUXEDO




PAINT




BAY




NATURAL



APPALOOSA



REVERSE APPALOOSA



CALICO